



Polaris PTLIH Ground Mounted Transformer Connectors

Heavy Duty Connectors with Bolted Lay-In Cable Clamps

DS0014 R3 Polaris PTLIH Ground Mounted Transformer Connectors Datasheet 10/2024

Polaris PTLIH transformer connectors are application engineered for the New Zealand market to provide a secure, reliable and cost-effective means of connection for ground mounted transformers.

Polaris PTLIH transformer connectors are manufactured from high-strength 6061-T6 aluminium alloy to provide premium electrical and mechanical performance. They are dual rated for copper and aluminium conductors.

No cable lugs are required, reducing tooling and installation costs and electrical losses.

The lay-in cable cleats make connection quick and convenient, especially with large cable cross sections.





By using torque-setting set screws, Polaris PTLIH connectors are re-enterable, enabling

the connection of additional cables, or different cable cross-sections.

The range-taking design minimises inventory requirements; three sizes cover transformer ratings from 200 – 1500 kVA.

Polaris PTLIH connectors meet or exceed ANSI C119.4 Class A, which specifies connectors for use between aluminium-aluminium or aluminium-copper conductors used in electricity distribution networks.

Polaris PTLIH Heavy-Duty Transformer Connectors with Lay-In Cable Clamps

Connector Selection	Part Number	Cable Ports	Mounting Holes	Rating A	Minimum Conductor mm ²	Maximum Conductor mm ²
	PTLIH 600PNZB	1	0	600	35	300
	PTLIH 600PNZB		2		35	300
	PTLIH 60052PB	2	0	1200	35	300
	PTLIH 1000102PB		4		70	500
	PTLIH 60052P		4		35	300
	PTLIH 1000103PB	3	0	2400	70	500
	PTLIH 1000103P		8			
	PTLIH 1000104PB	4	0			
	PTLIH 1000104P		8			

Other sizes available on request

Connectors and Cover Kits

Part Number	Application	Colour
50750HK5	For connectors with 1–2 cable ports	Black (UV Stabilised)
50750HK9	For connectors with 3–4 cable ports	

Tightening Torques

Conductor Size mm ²	Set Screw Torque Nm	Palm Bolt Size	Bolt Torque Nm
35 - 120	28	M12	68
185	38		
300	41		
400 - 500	51		

Options

- Oxide inhibitor provided as standard, can be omitted if required
- Anodised set screws
- Tin plated connectors

Other literature available on request

Reports, drawings, technical data sheets, installation instructions, O&M guidelines

