



SICON

Connectors with Stepless Shear-Off Bolts

SICON

The Right Connection for All Conductors

For years now, bolted clamps, connectors and cable lugs have been gaining ground - with good reason. Bolted connectors offer technical and practical advantages that compression technology cannot match.

Simple Installation with Standard Tools

SICON bolted connectors are installed directly onto the ends of the conductor with a standard allen key. The innovative design of the stepless shear bolt allows installation regardless of the conductor type. Thanks to the special design of the bolt, optimal contact force is always achieved.



Easy to Install

All SICON connectors can be easily installed, even under tight spots. The bolt shears off smoothly when it is tightened. The remains stay in the tool and can be safely disposed of. The bolt always shears off at the top edge of the connector body. This way, there are no sharp protrusions. All edges of the connector body are rounded.

Cost-Effective Thanks to Versatility

Every SICON connector covers a wide x-section range. This way, you always have the right connectors with you on site. And even if during repair work it is unclear what type of conductors must be connected and in which condition are they in, SICON is the right choice.

SICON connectors are electrically/mechanically type-tested in accordance with IEC 61238-1 class A.



Extensive product range:
SICON provides the right connector for any application.

SICON Customized

PFISTERER also manufactures SICON shear bolt connectors to meet individual customer requirements. Our experts will carry out all the necessary consultation, dimensioning, engineering, pilot production, testing and series production.

SICON Bolt Prevents Installation Errors

The patented SICON bolt was developed without predetermined shear-off points. This means that the full load capacity of the thread is always used, thus ensuring perfect contact pressure. A friction disc on the tip of the bolt ensures that the conductor strands are not damaged.



All Conductors are Optimally Connected

SICON connectors can be used independently of the conductor material, type, voltage level and current. No matter whether aluminum or copper, solid or stranded – the conductor is always connected with perfect contact pressure. For aluminum conductors, this means with a contact force up to 30% higher than of conventional connectors. The transverse grooves in the clamping channel break through the oxidation layers and reliably establish the contact.



Always the right connector: Large ranges ensure high flexibility at the construction site.

Benefits

- Reliable connection for all conductors
- Optimal contact force for all conductors
- No damage to individual strands
- Installation with standard tools
- Ideal for all type of joints or termination
- Wide application range

SICON in Numbers

- Conductor cross-section: 10-630 mm²
- Conductor material: aluminum, copper (all common types)



Always the right choice: SICON combines all conductor designs and materials safely and reliably.

Covering Caps

- Cover up completely the entire bore countersinks
- Restore a full cylindrical shape
No sharp edges - which eliminates possible damages of the joint body.

Stepless Shear-Off Bolt

- No predetermined shear-off points
- Always full load capacity of the thread
- No time consuming rework necessary
The optimal shear off torque will always be reached automatically.

Centering Rings

- "One-click" fast installation
- Centered position of small conductors
Minimizes voltage stress at transition from connector body to cable insulation.

Short Connector Length


- Easier centering in the middle of the stress control area


Fits into shorter joints, bigger application range.

Oil Stop

- Ensures proper conductor positioning
- Eliminates oil leakage when connecting oil impregnated conductors

Accommodates transition applications from polymeric to oil impregnated conductors.





Universa I Application

- Covers a wide cross section range
 - All conductor designs
 - For aluminum and copper conductors
- Reduces inventory and prevents accidental use of wrong connector.

Copper



Aluminum



Installation with Standard Tools

- Ratched and appropriate hexagonal socket
 - Impact wrench
- Easy installation.**



Transverse Grooves

- Breaks through oxidation layers
- Higher tensile strength
- Higher cross-line conductivity of stranded conductors, increased current flow from inner to outer strands

Ensures low contact resistance and long term reliability.

Friction Disc

- Independent contact force of aluminum and copper conductors
- Higher contact force

Reliable and good electrical contact.

SICON Application Range

Split Connector

This split connector can be used in installations where it is difficult to install the connector on the conductor. The connector comes apart in 2 pieces and allows easy installation. The 2 pieces are then bolted together in the middle to form one connector again. Typical uses are PILC to PILC 3/C joints and any tight spot where it is difficult to bend the cable.



Branch Connector

The branch connector can be used to join 3 different conductors regardless of size or material. These are typically used when joining two main lines and then running a tap or a branch. These can be used in heat shrink, cold shrink and hand-taped joints.



Cable Lug

PFISTERER SICON bolted cable lugs enable you to connect the cable ends of electrical devices with a bolt or a stud. **Standard cable lugs** are used in cable terminations for indoor and outdoor applications and can be used in both heat shrink and cold shrink accessories.

Centered cable lugs are mainly used in separable connectors. Cable lugs with **2-hole palms** are also available.



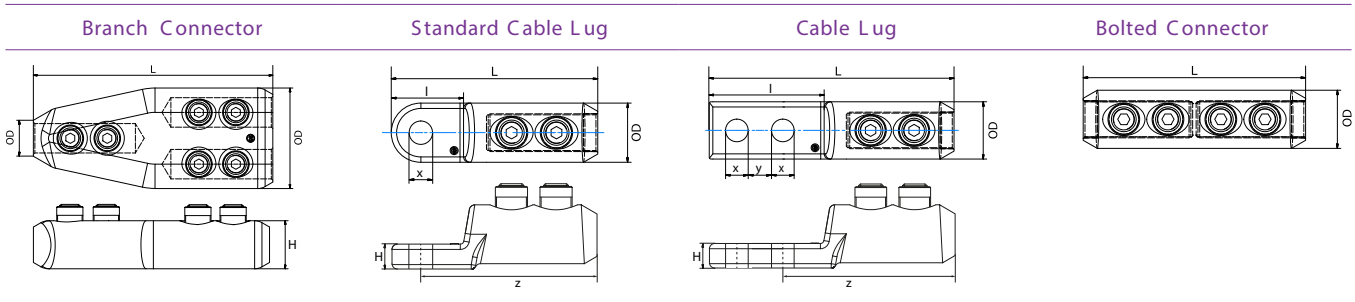


Product Selection Guide

Connector cross-section (mm ²)	L (mm)	OD (mm)	I (mm)	H (mm)	x (mm)	z (mm)	Hex Size	Part No. (Al + Cu)
Bolted Connector (MC-OS)								
10 - 95	59	24					5	332 601 012
16 - 150	89	28					5	332 593 012
50 - 240	112	33					6	332 592 012
50 - 240 sector	112	35					6	332 614 012
50 - 300	124	35					6	332 632 012
95 - 300	132	38					8	332 602 012
185 - 400	171	42					8	332 617 012
240 - 500	198	52					8	332 640 012
300 - 630	208	52					8	332 603 012
Standard Cable Lug								
10 - 95	70	24	30	9	13	56	5	332 604 012
10 - 95	70	24	30	9	8.5	56	5	332 604 022
16 - 150	91	28	32	10	13	75	5	332 599 012
50 - 240	112	33	40	14	13	93.5	6	332 595 012
50 - 240	112	33	40	14	16.5	93.5	6	333 595 022
95 - 300	122	38	40	14	13	101	8	332 605 012
95 - 300	122	38	40	14	16.5	101	8	332 605 022
185 - 400	143.5	42	42	14	13	119.5	8	332 625 012
185 - 400	143.5	42	42	14	16.5	119.5	8	332 625 022
300 - 630	172	52	50	17	13	142	8	332 606 022
300 - 630	172	52	50	17	16.5	142	8	332 606 012
Cable Lug (MCL) - Two Mounting Holes with Mounting Hole Distance 44.5 mm [y]								
16 - 150	149	28	85	10	14.2	86.6	5	332 599 052
50 - 240	160.5	33	85	14	14.2	98.1	6	332 595 052
95 - 300	171.5	38	85	14	14.2	109.1	8	332 605 052
185 - 400	191	42	85	14	14.2	127.6	8	332 625 052
240 - 500	212.5	52	85	17	14.2	148.1	8	332 920 052
300 - 630	212.5	52	85	17	14.2	148.1	8	332 606 052
Branch Connector (BMC)								
50 - 240	140	30/68		33			6	332 447 012
Split Connector (SPLIT-MC)								
50 - 300	158	35					6	332 974 012
Repair Connector (RMC-OS)								
185 - 400	446	42					8	332 617 062

Others are available by special request

Technical Drawings



PFISTERER Holding AG

Rosenstraße 44
73650 Winterbach
Germany
Phone: +49 7181 7005 0
Fax: +49 7181 7005 565
info@pfisterer.com
www.pfisterer.com

Contact: NEW ZEALAND

Hiko Power Engineering

Email: sales@hikopower.co.nz

Christchurch office: 85a Falsgrave Street, Phillipstown, Christchurch 8011

Auckland office: Unit B5, 269A Mount Smart Rd, Onehunga, Auckland 1061

The PFISTERER Group is amongst the world's leading specialist equipment and system suppliers in the energy infrastructure industry. Around 2,100 employees develop, produce and distribute components and complete solutions for the particularly sensitive interfaces in modern energy networks. With a complete range of products and services, the PFISTERER Group provides customised solutions for the complete transmission chain from low and medium to high and ultra-high voltage. Everything from a single source. Worldwide.

THE PFISTERER GROUP