

Pfisterer SICON Stepless Shear Bolt Connectors

The cable connector system for voltages up to 36 kV



Terminals, connectors and cable lugs using screw technology have been on the advance for years, and with good reason.

The special design feature of the SICON shear bolt connectors is that there are no predetermined break points in the thread. This provides for optimal load-bearing capacity for each range of cross sections. The bolt always breaks at the surface of the clamp body, so there are no protrusions and nothing has to be filed down to make the sleeve fit. Fitting requires a simple tool – literally with a flick of the wrist.

Offering a large clamping range, SICON shear bolt connectors feature a compact design with rounded edges and flat transitions suitable for slide-on and shrink sleeves.




They are contact technology type-tested to IEC 61238-1 and proven in joint tests to HD 629 and in 18-month endurance test.

The SICON system features aluminium alloy connectors, steel threaded studs, brass shear bolts and plastic centring sleeves and the family includes branch connectors, inline connectors and cable lugs.

An overview of SICON system benefits:

- ✓ Nothing protrudes, and nothing has to be filed down.
- ✓ Full utilisation of the thread loading for any size of conductor.
- ✓ No special tools needed.
- ✓ Smooth breakage of the shear bolt simplifies tightening.
- ✓ The remains of the bolt stay with the tool and can be disposed of safely.

Selection table for SICON stepless shear bolt connectors

	Hiko code	Application range, mm ²						Palm bore diameter mm	Wrench size (A/F) mm	Number of bolts	Dimensions			MOQ
		Round stranded, RM		Sector stranded, SM		Rounded compacted, RMV					Length mm	Outer Diameter mm	Inner Diameter (Bore) mm	
		min	max	min	max	min	max							
Branch connectors														
	KP1165	50	185	50	150	50	240	-	6	6	162	68/33	20	12
		70	240	70	240	70	300	-			158	71.5/35	22	
In-line connectors														
	KP1185	10	95	35	70	10	95	-	5	2	65	24	13	12
	KP1160	25	150	35	120	25	150	-			68	28	16.3	
	KP1200	25	150	35	120	25	150	-			102	33	20	
	KP1205	50	185	50	240	50	240	-	6	4	126	35	21	12
	KP1210	50	240	50	240	50	240	-						
	KP1215	95	300	95	240	95	300	-	8	4	140	38	24	6
	KP1235	70	240	70	240	70	300	-						
	KP1240	185	400	185	300	185	400	-						
	KP1220	300	630	300	400	300	630	-	230	52	33.3	6		
Lugs														
	KP1225	10	95	30	70	10	95	13	5	1	70	24	13	12
	KP1180	25	150	35	120	25	150				91	28	16.3	
	KP1181	25	150	35	95	25	150	16.5	6	2	115	33	20	12
	KP1190	50	240	50	150	50	240	13						
	KP1191	50	240	50	150	50	240	16.5	8	3	120	38	24	12
	KP1155	95	300	95	240	95	300	13						
	KP1156	95	300	95	240	95	300	16.5	138	42	26	6		
	KP1231	185	400	185	300	185	400	13						
	KP1233	185	400	185	300	185	400	16.5	180	52	33.3	6		
	KP1194	300	630	240	400	300	630	13						
	KP1195	300	630	240	400	300	630	16.5						

Notes

All SICON connectors listed have oil-stops
 Cable sections in accordance with EN 60228 (VDE 0295)
 Central screw-type cable lugs and other versions on request.