



HV Isolating Links

Single Phase

12kV to 72.5kV

Insulect HV Links are installed throughout distribution networks and in substations as isolation points between HV apparatus.




Wide voltage rating

The HV links range covers all voltage ratings between 12kV and 72.5kV, with current rating up to 1600A.




Three mounting configurations

The links can be mounted at 30 degrees, vertically or underslung orientations.



Load break capability

Isolating links can be fitted with Flicker blades or 630A load breaking devices.



Local design and testing

Designed and tested in Australia in accordance with AS 62271.102 / IEC 62271.102.

Features

Modular Design

We readily provide custom design changes to suit individual customer requirements and applications.

Insulators

Choose from Porcelain, Silicon or Cycloaliphatic insulators.

Options

- ✓ Latching mechanism
- ✓ Load break plus fuse holder
- ✓ Flicker horns
- ✓ Earthing stirrup

Ordering Information

- ✓ Vertical, horizontal or angled 30 degrees mounting configuration
- ✓ 12/24 kV, 36kV or 72.5 kV
- ✓ Porcelain, Cyclo or Polymer
- ✓ Current Rating
- ✓ With or without Earthing Stirrup
- ✓ Short Circuit withstand requirement

Technical Specifications

Voltage (kV)	Rated Current (A)	BIL (kV)	STWC (kA)	Duration (s)
12 / 24	Up to 1250	150 / 170	20 / 25	3 / 1
24	Up to 1250	200	20	3
36	Up to 1250	200	20 / 25	3 / 1
72.5	Up to 1250	325	20 / 25	3 / 1

Typical Configuration

